

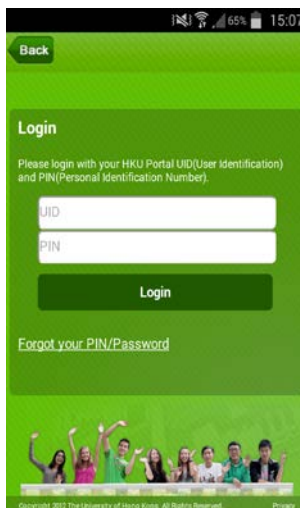
Access Moodle on HKU app (Android user)

Note: Teachers and students can use HKU app to access Moodle to view course content page, access some of the Moodle functions like News Forum, Forum, Choice, Feedback, Quiz, URL, Wiki. Teachers and students can download HKU app at Google play by searching “HKU app”.

1. Open HKU app and click “**Staff corner**”/”**Student corner**” button at the bottom left corner.



2. Enter your HKU Portal **UID** and **PIN** to login “**Staff corner**” ”/”**Student corner**”.



3. Select “HKU Moodle”.

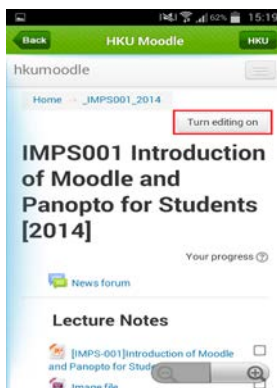


4. Click on the Moodle course title to view the course. (Please enter the course code under “Search courses” if you cannot find the course here.)

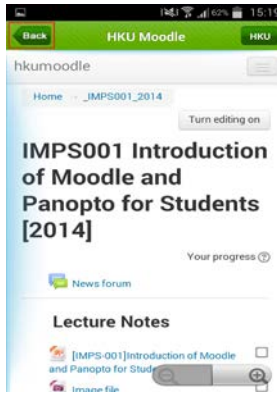


5. In the Moodle course content page, teacher can access the course materials and click “Turn editing on” button to edit the course content.

Student can access and download the course materials.



6. To logout the Moodle platform, click “**Back**” button at the top left hand corner of HKU app.



7. Click “**Log Out**” at bottom left corner of HKU app.

